

ASPIRE • BELIEVE • ACHIEVE



Prospect School

Key Stage 4 Handbook

2019 - 2020

| <u>Contents</u> | Page no |
|--|----------------|
| Introduction | 3 |
| Key Members of Staff | 3 |
| Term Dates | 4 |
| The School Day (Including Lesson 6s) | 4 |
| Minimum expectations and aspirations | 5 |
| Assessment and Examinations | 5 |
| Examinations Policy, including Access Arrangements | 6 |
| Reports | 6 |
| Examinations | 7 |
| Preparation and Revision for Examinations | 8 |
| Top 6 tips for success! | 9 |
| Recommended Revision Guides | 10 |
| Online support | 13 |
| Post Results Services | 17 |
| Post 16 Education and Careers Guidance | 18 |
| GCSE Factsheet for Parents | 19 |



Introduction

Welcome to Key Stage 4 and the exciting journey towards GCSEs, BTECS and other public examinations. There is a lot of information to find out about, including new GCSE specifications and gradings, assessment and reporting information and future plans post Year 11 amongst other things. I hope, therefore that you will find this Key Stage 4 booklet informative and useful. You may also wish to view the following guide: **GCSE 9-1 grades: a brief guide for parents**, which is available here: <https://ofqual.blog.gov.uk/2018/03/02/gcse-9-to-1-grades-a-brief-guide-for-parents/>

Key Members of Staff

| | |
|--|-------------------------------|
| Assistant Head teacher i/c Progress and Outcomes Senior Leader in Progress and Outcomes Team Edwards | Mrs S McCavish Mrs S |
| Lead for More Able/Gifted and Talented/High Prior Attainment | Miss A Holt |
| Examinations Officer Examinations Administrator | Mr D Skellern Mr R Jenkins |
| Senior Support Manager Key Stage 4 Support Manager | Mrs J Clyne Mrs J Moore |

Heads and Deputy Heads of House

| | |
|-------|-------------------------------|
| North | Miss B Ralston Ms Vacy-Ash |
| East | Ms C Matten Mrs S Evans |
| South | Mr R Gerrard Mr R Parry |
| West | Ms A Smith Miss S Jelley |



Term Dates

Autumn Term 2019

Monday 2nd September – Friday 20th December

(Half Term Monday 28th October – Friday 1st November)

Spring Term 2020

Tuesday 7th January – Friday 3rd April

(Half Term Monday 17th February – Friday 21st February)

Summer Term 2020

Monday 20th April – Friday 17th July

(VE Day Bank Holiday Friday 8th May; Half Term Monday 25th May – Friday 29th May)

Holidays during term time are not permitted under any circumstances. A leave of absence may be granted in exceptional circumstances.

The School Day

| | |
|---------------|--------------|
| 8.30 – 9.00 | Tutor Time |
| 9.05 – 10.05 | Lesson One |
| 10.10 – 11.10 | Lesson Two |
| 11.10 – 11.40 | Break One |
| 11.40 – 12.40 | Lesson Three |
| 12.45 – 1.45 | Lesson Four |
| 1.45 – 2.15 | Break Two |
| 2.15 – 3.15 | Lesson Five |
| 3.15 – 4.15 | Lesson Six* |

* There will be opportunities for students to participate in Lesson 6 (support/catch-up/revision) lessons in most subjects. Some of these lessons will be by invitation only and others will be open to all students. Open sessions are for Year 10 and 11 students only. The timetable for open sessions will be in the newsletter and tutor rooms.

Minimum expectations and aspirations

At the start of each year all teachers are given minimum and aspirational expectations (targets) for your child with regards to his/her progress in each subject. These relate back to and are based on their performance in Year 6 at Primary School or on in-house testing upon starting at the school. Teachers use this information to plan lessons to ensure that all students are challenged and supported every lesson.

On Tuesday 7th January 2020 we have our first Academic Monitoring Day. You will be able to book a 10 minute appointment with your child and his/her tutor to talk about him/her; his/her attitude to learning, aspirations and progress. During this meeting his/her tutor will also share your child’s minimum and aspirational expectations (target grades) with you. You will have a chance to discuss these expectations and, if he/she wishes, your child will be able to set him/herself even higher targets to achieve!



Assessment and Examinations

During Key Stage 4 your son/daughter will sit many examinations in order to prepare him/her for his/her final exams. These range from in-lesson assessments and tests to more formal arrangements in the sports hall.

The programme for these will be different from year to year and will become more challenging and rigorous as your son/daughter moves from Year 9 to year 11. Here is a summary for each Year.

| | | | |
|------|------------|---------|------------------|
| Year | Assessment | Reports | Parents’ evening |
|------|------------|---------|------------------|

| | | | |
|---------|---|---------------------|--|
| Year 9 | Continuous assessment in lesson time throughout the year. Timings to vary according to subject | December July | 12 th March |
| Year 10 | Continuous assessment in lesson time throughout the year. PPES (mocks) in April | November June | 23 rd June |
| Year 11 | Continuous assessment in lesson time throughout the year. PPES (mocks) in January | October February | 14 th November 4 th March |

Examinations Policy

Our Examinations Policy can be found on our school website. This includes, in Appendix D, our Access Arrangements Policy, which details access arrangements and reasonable adjustments for students, to fit in with their normal way of working. I would advise that you read this policy and contact either me or Mr Birk as soon as possible if you believe that these access arrangements may apply to your son or daughter. This is not only important for the actual examinations in the summer, but also for the PPEs. A definition is below;

Access arrangements

“Access arrangements are agreed before an assessment. They allow candidates with specific needs, such as special educational needs, disabilities or temporary injuries to access the assessment and show what they know and can do without changing the demands of the assessment. The intention behind an access arrangement is to meet the particular needs of an individual candidate without affecting the integrity of the assessment. Access arrangements are the principal way in which awarding bodies comply with the duty under the Equality Act 2010* to make ‘reasonable adjustments’.

Reports

We have changed the way we are reporting to parents/carers this year. If you have any questions or concerns, please do contact me at the school. (smccavish@prospect.reading.sch.uk)

In Year 9, reports will include an Attitude To Learning (ATL) grade as well as a statement on progress for every subject. The 4 different statements are -

- Above teacher expectations
- Meeting teacher expectations

- Working towards teacher expectations
- Not meeting teacher expectations

These statements relate to your child's individual minimum and aspirational expectations in each subject. You will have an opportunity to discuss these statements and expectations with your child's tutor and teachers at the Academic Monitoring Day in January and also at parents' evening.

In Years 10 and 11 you will have the same information as for Year 9, but also included will be a Professional Predicted Grade. (PPG) This is the grade, which your son/daughter's teacher believes he/she will achieve if he/she continues to make the same progress as demonstrated so far in that year. When making this prediction, each teacher takes into account the most recent assessment/examination grades as well as classwork and homework and overall attitude to learning in the subjects. Each grade is divided into 3 to show whether

-

- He/she is at the top end of that grade range and could possibly achieve a grade higher. (+)
- He/she is in the middle range of that grade and it is secure. (=)
- He/she is at the bottom end of that grade range and could possibly slip down to the grade below. (-)

There will also be a Current Working Grade (CWG) following the Pre-Public Examinations (mock exams.) This is the result from the PPEs combined with any coursework or controlled assessment marks.

Examinations

The first set of Pre-Public examinations (PPEs, previously called 'mocks') will take place in April of Year 10 and then again in January of Year 11. These examinations assess the current working grades your child is working at across all subjects and they are also an opportunity for students to experience the arrangements and conditions of formal examinations. We have high expectations of all students during these





examination times. To support your child in preparing for them, please see information below.

Attendance

We expect all students to be in for all of their Pre-Public Exams. Please support us with this by ensuring that they attend school, even if suffering from a minor illness, such as a cold or a cough. It is very difficult to arrange for students to sit examinations at an alternative time and this cannot be guaranteed. They will not be able to do this for their actual exams at the end of Year 11! Absence from an examination will have an adverse effect on their overall grade in that subject so please send them to school!

Equipment

All students should bring the necessary equipment to each exam. This includes at least one spare pen and a pencil as well as a rubber and a ruler. All equipment should be contained in a see-through pencil case. If specialist equipment is required, for example a calculator for mathematics, then you should also ensure that they bring this with them on the day of the exam. Students may bring a bottle of water into the exam room with them but this must be in a clear, see-through bottle with no writing on it and any labels removed.

Mobile phones

In line with exams regulations, no mobile phones or electronic devices, such as MP3/MP4 players or smart watches, are allowed to be on a student's person under any circumstances during an exam. If a student has brought his/her phone to school, it **MUST** be switched off and in his/her bag, which will be placed at the front of the exam hall. Please note, a phone switched off and in a student's pocket is not acceptable. If such a device is found on a student's person during an exam, it will be confiscated and must be collected by a parent or carer at the end of the school day. Furthermore, a mark of zero will automatically be awarded for that particular exam. All students will be reminded of this regulation at the start of each exam.

Using the toilet during exams

The expectation is that students will not be allowed to use the toilet during any exams. If you have any concerns regarding this and believe that your son/daughter may need to use the toilet during an exam, please contact me to provide further details. You can contact me on the school number and extension 328 or by e-mailing smccavish@prospect.reading.sch.uk. This decision has been made in order to safeguard the integrity of the exams.



By following these expectations, students will be well prepared and ready for their actual public examinations in the Summer of Year 11.

Preparation and Revision for Examinations

Examinations can be a stressful time for both pupils and parents and it is important to us that you are as well informed as possible. For detailed information please see the Exam Page on our website, which will also include Exam Timetables throughout the year.

<http://www.prospect.reading.sch.uk/page/?title=Exams&pid=14>

We would like all students to approach all examinations, both internal and external maturely and conscientiously and we encourage them to plan their revision time effectively. Subject leaders and teachers will provide all necessary information and revision materials to students and there are and will be additional revision sessions before, during and after the school day as well as on selected Saturdays (Super Saturdays) and during the school holidays. Please see the website and newsletter for up to date information throughout the year.

Top 6 tips for success!

Below are some suggestions on how you can help your child get ready for their assessments, tests and exams.

1. Get organised!

Ensure they have the necessary equipment and materials to help them to revise and complete independent study. These might include-

- Folders or box files;
- Blank revision cards or post-it notes;
- Different coloured pens/ highlighters.

2. Plan ahead!

Make a note of when their assessments and examinations are and plan accordingly. Help your child to build a revision timetable over the week(s.) This should be broken down into small, manageable sessions of between 15 and 40 minutes with regular breaks in between and also some “me” time, with fresh air and physical activity if possible!! We have exemplar pro-formas in school, to which your child will have access or a Google search will provide alternatives as well as lots more information on how to create a perfect revision timetable. Helping your



child to do this for internal assessments and exams really will be of massive benefit for the real examinations in Year 11!

3. Think about your environment!

Create the right surroundings to facilitate effective revision. For example, remove distractions and noise such as mobile phones and TVs and declutter his/her space. If possible, ensure that he/she sits at a wide table or desk and make sure there is enough light.

4. Stay healthy!

Try to encourage your son/daughter not to consume too many fatty or sugary foods and drinks as these can seriously reduce the ability to study effectively. Make sure he/she drinks lots of water throughout the day and, of course gets enough sleep and some early nights, especially the night(s) before a test or exam. All of the above will also improve mood and promote a growth mindset as well as boost brain power!!

5. Get involved!





Ask your child if you can help him/her with his/her work and get involved in his/her revision. Test him/her on his/her knowledge or he/she could test you!! You don't need to be an expert in the subject or even have any knowledge at all in order to do this. The time leading up to exams can be extremely stressful and worrying for some students. Reassure him/her that he/she can speak to somebody at school if he/she is feeling very anxious or nervous. If you have concerns, please let us know straight away and we can help at school.






6. Keep spirits high!




The time leading up to and during assessments and examinations can be hard work, exhausting, and not the most exciting! Encourage your child to think about what he/she wants to achieve and how he/she will feel if he/she makes the progress that he/she needs to and does well. Maybe think about possible rewards or incentives or try the 'ransom technique' –keep his/her favourite things until he/she has completed agreed tasks or specific parts of their revision.

Recommended Revision Guides

It is never too early to get hold of revision guides for each subject and for your child to use them throughout, not just in Year 11! In fact, it would be a brilliant idea to have some at home to help with homework and independent study. See below for titles, recommended by our teachers. You can purchase these books at most book shops or online. Other workbooks and support materials may accompany these editions and can also be purchased to support learning at school and revision at home.

| | | |
|------------------|---|---|
| <p>English</p> | <p><u>CGP – GCSE English Text guides and Plays</u> <i>(Please ask your teacher if you are not sure which set texts you are studying)</i></p> <p>AQA GCSE English target grade 5 Workbooks</p> |  |
| <p>Maths</p> | <p>Collins AQA GCSE 9-1 Maths Workbook – Foundation and Higher</p> <p>These are available to buy directly from the maths department for £2.50. Also available are levelled revision books, designed to complement these and help reach target grades. These are £5 each.</p> |  |
| <p>Science</p> | <p>Collins AQA GCSE Trilogy Combined Science Revision Guide</p> <p>These are available to buy directly from the Science department for £3.25. Also available are Collins AQA GCSE 9-1 Science workbooks. Please note that there are separate workbooks for each of the 3 sciences and the booster workbooks are available at Grades 6-7 and Grades 8-9. These are £3.99 each.</p> |  |
| <p>Geography</p> | <p>Pearson Revise Edexcel GCSE (9-1) Geography B Revision Guide and workbook</p> |  |

| | | |
|----------------|---|---|
| <p>History</p> | <p>My Revision Notes: Edexcel GCSE (9-1) History: Medicine in Britain, c1250-present and The British sector of the Western Front, 1914-18</p> <p>My Revision Notes: Edexcel GCSE (9-1) History: Superpower relations and the Cold War, 1941-91</p> <p>My Revision Notes: Edexcel GCSE (9-1) History: Weimar and Nazi Germany, 1918-39</p> |  |
| <p>French</p> | <p>New GCSE French AQA Revision Guide - for the Grade 9-1 Course (with Online Edition) (CGP GCSE French 9-1 Revision) and workbook</p> <p>AQA GCSE 9-1 French All-in-One Revision and Practice (Collins GCSE 9-1 Revision) and workbook</p> |  |
| <p>German</p> | <p>New GCSE German AQA Revision Guide - for the Grade 9-1 Course (with Online Edition) (CGP GCSE German 9-1 Revision) and workbook</p> <p>AQA GCSE 9-1 German All-in-One Revision and Practice (Collins GCSE 9-1 Revision) and workbook</p> |  |
| <p>P.E</p> | <p>GCSE 9-1 Physical Education All-in-One Revision and Practice (Collins GCSE 9-1 Revision)</p> |  |
| <p>Music</p> | <p>CGP GCSE Edexcel Music Complete Revision and Practice book</p> |  |

| | | |
|------------------------|---|--|
| Technology | <p>New Grade 9-1 GCSE Design & Technology AQA Revision Guide <i>(These can be ordered directly from the Technology Department for £3)</i></p> |  |
| Health and Social Care | <p>My revision notes Cambridge National Level 1-2 Health and social care by Hodder education</p> |  |
| Business Studies | <p>Business in Bricks Business Guide</p> |  |

Online support

Below are some revision and support websites, which we recommend to all our Key Stage 4 students in order to support them outside of the classroom.

General

| Website | Log in details |
|--------------------------------|---|
| <p><u>Show My Homework</u></p> | <p>www.showmyhomework.co.uk Both students and parents should have an account so that you can both see what homework is being set. You need to obtain a pin code if not already logged on. You can get this</p> |

| | |
|--|--|
| | from Mrs Hillier by e-mailing her: jhillier@prospect.reading.sch.uk |
| <u>Kerboodle</u> | www.kerboodle.com Available for some subjects – ask your teacher Username - initial and surname Password- as above Institution code ds0. After first log-in you will be prompted to create a password and input your email (use school email). |
| <u>PiXL independence</u> | https://students.pixl.org.uk PiXL School Number: 902043 Password: Indep36 |
| <u>PiXL apps</u> | Available in Maths, English Literature, Geography and History. See your teacher for your log in details |
| GCSE pod Short videos to help reinforce prior learning or introduce new themes. | https://www.gcsepod.com Username and Password set at first login. At initial log in – follow the ‘New Here – Get Started’ tab and subsequent prompts. |
| BBC Bitesize | https://www.bbc.com/bitesize/levels/z98jmp3 |

Exam board websites

The websites for each of the exam boards are really useful for finding out information on the different courses as well as obtaining past papers to work on independently at home. There are also answer booklets and some exemplar answers to support you so check them out! Please ask your subject teachers if you do not know the exam board for any of your subjects and/or if you need help in finding the past papers.

| | |
|-----|--|
| AQA | www.aqa.org.uk |
|-----|--|

| | |
|---------|---|
| Edexcel | https://qualifications.pearson.com |
| OCR | https://www.ocr.org.uk/ |
| Eduqas | https://www.eduqas.co.uk/ |

Subject specific websites

There are lots here to choose from so I would suggest you take a look and find some which suit your child's particular style of learning and revision.

| Subject | Website |
|---------|--|
| English | www.sparknotes.com https://www.sparknotes.com/shakespeare/ www.youtube.com/mrbruff www.oxnotes.com |
| Maths | www.hegartymaths.com www.ssddproblems.com http://www.accessmaths.co.uk/revision-resources.html https://corbettmaths.com/5-a-day/ http://mathsbot.com/gcseRevisionGrid http://mediandonsteward.blogspot.co.uk/search/label/algebra%20grade%2020C https://crashmaths.com/wp-content/uploads/2017/05/Revision-Maze-Solutions.pdf http://maths4everyone.com/ http://www.drfrostmaths.com/resources/page.php?id=18 http://www.mathsbox.org.uk/tw/Big%20mistake.pdf |

| | |
|-----------|--|
| | <p>http://mrchadburn.co.uk/a-little-bit-of-maths-each-day/</p> <p>https://www.mathedup.co.uk/gcse-revision-mats/</p> <p>https://www.tes.com/teaching-resource/higher-gcse-revision-workout-calculator-11630772</p> <p>https://www.tes.com/teaching-resource/breakfast-revision-higher-gcse-workout-11638588</p> <p>https://www.tes.com/teaching-resource/a-gcse-maths-paper-6322457</p> <p>www.Onmaths.com</p> <p>http://mrchadburn.co.uk/preparing-for-the-gcse-mathematics-exams/</p> |
| Science | <p>GCSE Bitesize Biology (Triple Science): https://www.bbc.com/bitesize/examspecs/zpgcbk7</p> <p>GCSE Bitesize Chemistry (Triple Science): https://www.bbc.com/bitesize/examspecs/z8xtmnb</p> <p>GCSE Bitesize Physics (Triple Science): https://www.bbc.com/bitesize/examspecs/zsc9rdm</p> <p>GCSE Bitesize Combined Science (AQA Trilogy): https://www.bbc.com/bitesize/examspecs/z8r997h</p> <p>Free Science Lessons revision videos: https://www.youtube.com/channel/UCqbOeHaAUXw9II7sBVG3_bw</p> <p>Primrose Kitten revision videos: https://www.youtube.com/channel/UCBgvmal8AR4QIK2e0EfjwaA/playlists</p> |
| Geography | <p>GCSE bitesize – GCSE geography https://www.bbc.com/bitesize/subjects/zkw76sg</p> |
| History | <p>https://schoolhistory.co.uk/</p> |

| | |
|--------------------------------------|--|
| | https://www.senecalearning.com/blog/gcse-history-revision-guide/ |
| French and German | www.kerboodle.com Students log in with their initial and surname as username and password. The institution code ds0. Quizlet – see links set by teacher on Show My Homework |
| Computer Science | www.senecalearning.com https://www.youtube.com/channel/UC0HzEBLlJxlrwBAHJ5S9jOg https://www.youtube.com/channel/UCLg2JKpjiC2m8X00qn9rmOg |
| Design and Technology Product Design | http://www.technologystudent.com/ https://www.bbc.com/bitesize/subjects/zybc87h |
| Construction | https://www.goconstruct.org/ |
| Business Studies | https://www.tutor2u.net/ https://www.bbc.com/bitesize/subjects/zpsvr82 |
| Physical Education | www.Theeverlearner.com https://www.bbc.co.uk/bitesize/subjects/znyb4wx www.Senecalearning.com www.Brainmac.co.uk |

Post Results Services

Following the publication of GCSE and other external Key Stage 4 examinations, we may undertake two main post-results services. These are a Review of Results and a request for examination papers (scripts) to be returned to the school. Only



the school can access these services so any requests from students and parents must come through us and not to the examination board directly.

Review of Results

Two years ago, Ofqual tightened up on the purpose of a Review of Results, stressing that this service is not a re-mark but a review of the marking undertaken. If a marker has marked within the tolerance of the mark scheme, the reviewer is instructed not to change the mark just because they would have marked differently. Clearly, this instruction is more relevant to subjects where answers are less objective. There are some things to consider before a Review of Results is requested by either the school or by you.

- A review could result in a lower mark being awarded and therefore a lower grade.
- For this reason, a student should think carefully before requesting a review and should ensure that their current mark is very close to the upper grade boundary.
- The student (not a parent) must request a review, script or appeal. The School must have the student's written, informed consent before requesting an external review or access to a script.

If you want further detail on the processes above, you will be able to find it in the School's Exams Policy on our website.

Reasons for requesting a script

The main reason for a school to request the return of a candidate's script is to aid teaching and learning. One or more scripts may be requested by a Head of Department for a specific subject to use in assessing the effectiveness of the teaching provided to the past candidate(s) and thereby make improvements in the future. Such anonymised scripts could also be provided to future candidates to highlight good and bad exam practice.

Post 16 Education and Careers Guidance



During Year 10 and 11 you will need to start thinking about your choices post 16. For many of you, this will be staying on to our Sixth Form, where you can choose from a wide range of A-level as well as more vocational courses. More information on our Sixth Form will be given during our Sixth Form Open Evening as well as in assemblies and via your tutor. If Sixth Form is not for you, then you will also hear from lots of different guest speakers about alternative post 16 options, including courses at other providers of Higher Education (Colleges) and about apprenticeships, where you can combine study with the world of work.

Although you do need to be thinking about your next steps post Year 11, there is no need to worry or panic! Throughout Key Stage 4 you will be given lots of support and guidance from your tutor, your Head of house and also from Ms Gallivan, who is our school careers advisor. Ms Gallivan will ensure that you are given the opportunity to attend a careers interview and that you receive help on applying for different courses, writing a C.V, attending interviews etc. If you need even more help or are not sure what you want to do, just speak to one of us and we can support you!



Is your child studying for GCSEs?

If so, or if they will in the future, we want you to be aware that GCSEs in England have changed – this started with English and maths in 2017. The reforms ensure that young people have the knowledge and skills they need to succeed in the 21st Century. The new GCSEs ensure that students leave school better prepared for work or further study. They cover more challenging content and are designed to match standards in high performing education systems elsewhere in the world.

Top facts about the new GCSEs

1. The new GCSEs in England have a 9 to 1 grading scale, to better differentiate between the highest performing students and distinguish clearly between the old and new qualifications.


2. Grade 9 is the highest grade and will be awarded to fewer students than the old A*.

3. The first exams in new GCSEs for English language, English literature and maths were sat in summer 2017. A further 20 new GCSEs were examined for the first time 2018, and in summer 2019 there will be 25 new GCSEs examined for the first time. For GCSEs in a small number of languages new exams will be sat for the first time in 2020, but most students will have all their GCSEs graded 9 to 1 in 2019.

4. The new GCSE grading scale is not directly equivalent to the old A* to G one. However, there are some comparable points between the old grades and the new ones, as the diagram shows:

- The bottom of grade 7 is aligned with the bottom of grade A;
- The bottom of grade 4 is aligned with the bottom of grade C; and
- The bottom of grade 1 is aligned with the bottom of grade G.

5. Although the exams will cover more challenging content, students will not be disadvantaged by being among the first to sit the new GCSEs. The approach used by Ofqual, the qualifications regulator in England, ensures that, all things being equal, broadly the same proportion of students will get grades 1, 4 and 7 and above in the reformed subjects, as would have got G, C or A and above in the old system.



Department for Education

| GCSE Grading | |
|-----------------------|-----------------------|
| New Grading Structure | Old Grading Structure |
| 9 | A* |
| 8 | |
| 7 | |
| 6 | B |
| 5 | |
| 4 Standard Pass | C |
| 3 | |
| 2 | |
| 1 | G |
| U | |
| | U |

6. The Department for Education recognises grade 4 and above as a 'standard pass' in all subjects. A grade 4 or above marks a similar achievement to the old grade C or above. It is a credible achievement for a young person that should be valued as a passport to future study and employment. A grade 4 is the minimum level that students need to reach in English and/or maths, otherwise they need to continue to study these subjects as part of their post-16 education. This requirement does not apply to other subjects.

7. Employers, universities and colleges will continue to set the GCSE grades they require for entry to employment or further study. We are saying to them that if they previously set grade C as their minimum requirement, then the nearest equivalent is grade 4. The old A* to G grades will remain valid for future employment or study.

Timetable for changes to GCSEs

Between 2017 and 2019, GCSE exam certificates may have a combination of number and letter grades, depending on the mix of subjects taken. By 2020, all exam certificates will contain only numbered grades.

| First teaching in 2015, first exams 2017 | First teaching in 2016, first exams 2018 | First teaching in 2017, first exams 2019 | First teaching in 2018, first exams 2020 |
|--|---|--|---|
| English language, English literature and maths | English and maths plus... art and design, biology, chemistry, citizenship studies, combined science, computer science, dance, drama, food preparation and nutrition, French, geography, German, classical Greek, history, Latin, music, physical education (including short course), physics, religious studies (including short course) and Spanish | 2015 and 2016 subjects plus... ancient history, Arabic, astronomy, Bengali, business, Chinese, classical civilisation, design and technology, economics, electronics, engineering, film studies, geology, Italian, Japanese, media studies, modern Greek, modern Hebrew, Panjabi, Polish, psychology, Russian, sociology, statistics and Urdu | All previous subjects plus... Biblical Hebrew, Gujarati, Persian, Portuguese and Turkish |